

EXHAUSTO - Compact air handling units with heat recovery



Exchanger type	Size	Max. Capacity [m³/h]	Min. Capacity [m³/h]	Heating coil Accessories	Amp		kW		Weight [kg]	Dimensions [mm]			Connect. dim. [mm]	Control system	Version**	Temperature efficiency	QuickWeb number
					1 x 230V	3 x 400V	1 x 230V	3 x 400V		Height	Length	Depth					
 VEX100 RANGE CROSS FLOW HEAT EXCHANGER	VEX140	2200	400	Built-in post heating coil*	11.2		1.6		192	1050	1365	750	ø315	VEX100	H / V / C	up to 70 % (EN308)	3003139
	VEX150	3600	700		8.5/14.0	2.7	285	1200	1600	835	ø400	VEX100	H / V				
	VEX160	5000	1100		15.8/24.5	4.8	362	1400	1820	940	ø500	VEX100	H / V				
	VEX170-1	6900	1400		17.0/24.0	5.6	646	1800	2200	1240	500 x 600	VEX100	H				
	VEX170-2	8400	1800		18.5	8.6	662	1800	2200	1240	500 x 600	VEX100	H				
 VEX200 RANGE ROTARY HEAT EXCHANGER	VEX240	2350	400	External Post heating coil*	13.0		1.8		260	1050	1490	860	ø315	EXact	H	up to 80 % (EN308)	3003138
	VEX250	3700	700		10.5/16.0	2.9	273	1100	1600	945	ø400	EXact	H				
	VEX260	5600	1100		18.0/26.8	5.0	525	1570	1820	1265	400 x 800	EXact	H				
	VEX270-1	7600	1300		21.0/28.0	6.1	734	1800	2050	1525	500 x 1000	EXact	H				
	VEX270-2	9100	1800		21.3	9.3	750	1800	2050	1525	500 x 1000	EXact	H				
	VEX280-1	14700	2800		28.3	11.3	1070	2100	2160	1900	600 x 1400	EXact	H				
	VEX280-2	18300	4000		36.5	18.4	1102	2100	2160	1900	600 x 1400	EXact	H				
 VEX300 RANGE COUNTER FLOW HEAT EXCHANGER	VEX320C-1	735	165	External Post heating coil*	3.1		0.6		128	440/540	1385	1000	ø315	EXact2	C	 up to 90 % (EN308)	3004176
	VEX320C-2	1250	305		5.3	1.2	131	440/540	1385	1000	ø315	EXact2	C				
	VEX330C-1	970	125		3.1	0.6	178	440/540	1385	1510	ø315	EXact2	C				
	VEX330C-2	1520	305		5.3	1.2	181	440/540	1385	1510	ø315	EXact2	C				
	VEX330H-1	925	150		3.1	0.6	153	1070	1200	735	ø315	EXact2	H				
	VEX330H-2	1550	200		5.3	1.2	156	1070	1200	735	ø315	EXact2	H				
	VEX340	2440	400	External Post heating coil*	12.5		1.8		450	1803	1765	946	ø400	EXact	H		3003508
	VEX350	3920	700		11.2/15.0	2.9	635	1904	2632	945	500 x 800	EXact	H	3003923			
	VEX360	5400	1100		18.0/23.5	5.0	702	1904	2932	945	500 x 800	EXact	H				

* Water or electrical heating coil ** H = Horizontal, V = Vertical, C = Ceiling Max. phase current / max. neutral current (dimensioning current) Height with hinged doors / height with sliding doors

 Are supplied as units that can be disassembled. The three modules can be moved through openings of 900 x 2000 mm



VEX140 Horizontal



VEX150 Vertical



VEX240 Horizontal




VEX260 (3 modules)




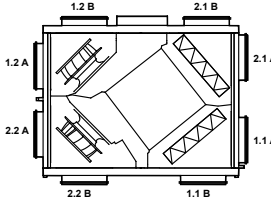
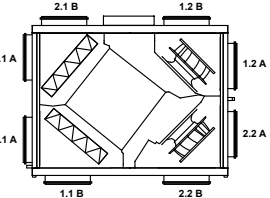
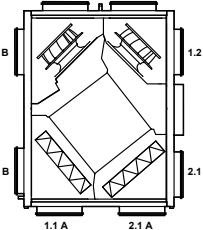
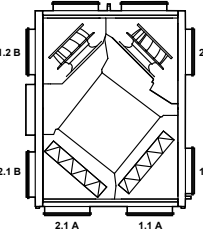


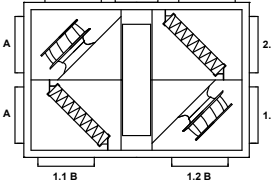
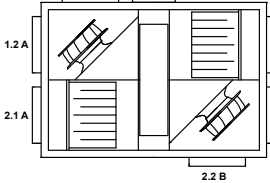
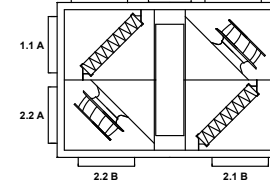
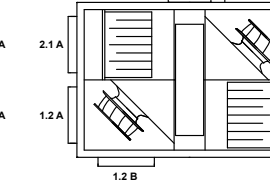


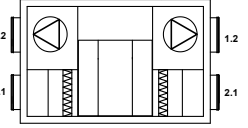
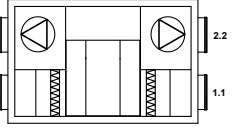
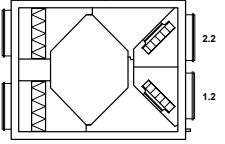
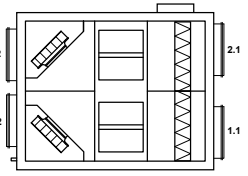
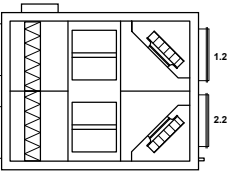
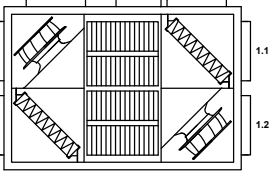
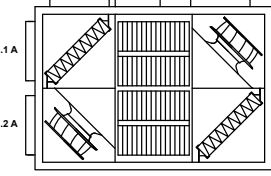




VEX320 Ceiling



VEX340



VEX360 (3 modules)

Exchanger type	MODEL VARIANTS AND CHOICE OF SPIGOT POSITIONING				
 <p>VEX100 RANGE CROSS FLOW HEAT EXCHANGER</p>	<div style="display: flex; justify-content: space-around;"> <div style="text-align: center;"> <p>VEX100 - Horizontal/Ceiling LEFT</p>  </div> <div style="text-align: center;"> <p>VEX100 - Horizontal/Ceiling RIGHT</p>  </div> <div style="text-align: center;"> <p>VEX100 - Vertical LEFT</p>  </div> <div style="text-align: center;"> <p>VEX100 - Vertical RIGHT</p>  </div> </div> <p>1.1 = Extract air 1.2 = Exhaust air 2.1 = Outdoor air 2.2 = Supply air Filter: Compact filter Filter class: F5</p>				<p>Guaranteed air quality VDI 6022</p> <p>All units in the EXHAUSTO range, have been independently tested in accordance with the German standard VDI 6022.</p> <p>VDI 6022 is a rigorous standard that ensures products can be cleaned and maintained as effectively as possible. This ensures the quality of air passing through the unit is not compromised.</p> 
 <p>VEX200 RANGE ROTARY FLOW HEAT EXCHANGER</p>	<div style="display: flex; justify-content: space-around;"> <div style="text-align: center;"> <p>VEX200 - Compact filter Fan position 1 - Direction L</p>  </div> <div style="text-align: center;"> <p>VEX200 - Bag filter Fan position 1 - Direction R</p>  </div> <div style="text-align: center;"> <p>VEX200 - Compact filter Fan position 2 - Direction L</p>  </div> <div style="text-align: center;"> <p>VEX200 - Bag filter Fan position 2 - Direction R</p>  </div> </div> <p>1.1 = Extract air 1.2 = Exhaust air 2.1 = Outdoor air 2.2 = Supply air Filter: Compact filter / bag filter Filter class: F5</p>				<p>Find more information about our products at www.exhausto-ventilation.co.uk</p> 
 <p>VEX300 RANGE COUNTER FLOW HEAT EXCHANGER</p>	<div style="display: flex; justify-content: space-around;"> <div style="text-align: center;"> <p>VEX320/330 LEFT* (Ceiling)</p>  </div> <div style="text-align: center;"> <p>VEX320/330 RIGHT* (Ceiling)</p>  </div> <div style="text-align: center;"> <p>VEX330 Horizontal**</p>  </div> </div> <p>* Unit is seen from below facing the doors</p> <p>** VEX330 horizontal can be serviced from the front or from the back - in this way the unit can be used as LEFT or RIGHT version!</p> <div style="display: flex; justify-content: space-around; margin-top: 20px;"> <div style="text-align: center;"> <p>VEX340 LEFT</p>  </div> <div style="text-align: center;"> <p>VEX340 RIGHT</p>  </div> <div style="text-align: center;"> <p>VEX350/360 LEFT</p>  </div> <div style="text-align: center;"> <p>VEX350/360 RIGHT</p>  </div> </div> <p>1.1 = Extract air 1.2 = Exhaust air 2.1 = Outdoor air 2.2 = Supply air Filter: Compact filter / bag filter Filter class: F5</p>				<p>Accessories</p> <div style="display: flex; justify-content: space-around; margin-top: 10px;">   </div> <p>DX cooling/heating coils CCW cooling coils</p> <div style="display: flex; justify-content: space-around; margin-top: 10px;">   </div> <p>HCW Water heating coil HCE Electrical heating coil</p>